

LIFE - SAVING SIGNALS

SOLAS N.º 2 – TARJETA DE SEÑALES DE SALVAMENTO



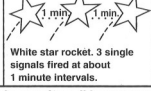
La Tarjeta de Señales de Salvamento TSO (Solos n.º 2) de la Agencia Marítima y de Guardacostas es una ayuda didáctica para responder a las señales emitidas por las Estaciones de Salvamento cuando se detectan señales de un barco o de una persona en peligro. Ideal para colocarla en la bañera o tenerla a mano en la embarcación, esta tarjeta A5 de señales de salvamento Solas n.º 2 incluye instrucciones ilustradas y claras sobre señales útiles de salvamento.

- Tarjeta A5







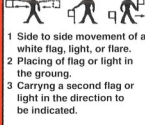



Viene con señales manuales, señales luminosas, otras señales y su significado.

Mide 180 mm x 210 mm

MARITIME AND COASTGUARD AGENCY
LIFE-SAVING SIGNALS SOLAS No 2
Answering signals made by Lifesaving Station when signals are seen from a ship or a person in distress.

	HAND SIGNALS	LIGHT SIGNALS	OTHER SIGNALS	MEANING
DAY	These may be interchanged	 Orange smoke signal	 Exploding white star rocket. 3 single signals fired at about 1 minute intervals.	You are seen Help is coming
NIGHT		 White star rocket. 3 single signals fired at about 1 minute intervals.		


Landing signals for the guidance of small boats or persons in distress

HAND SIGNALS	LIGHT SIGNALS	OTHER SIGNALS	MEANING
 Up and down movement of a white flag, the arms, or white light or flare.	 Green star	Morse code letter K 	Land here
If a second steady flag, light, or flare is shown at a lower level:			
 Side to side movement of a white flag, the arms fully extended, or white light or flare.	 Red star	Morse code letter S 	Landing dangerous
 1 Side to side movement of a white flag, light, or flare. 2 Placing of flag or light in the ground. 3 Carrying a second flag or light in the direction to be indicated.	 1 Red star fired vertically and 2 White star fired pointing to a better landing place.	Morse code letter S followed by (a)  if a better landing place is to the right of the direction of approach or (b)  if a better landing place is to the left of the direction of approach.	Landing dangerous Go in the direction indicated









RED AND GREEN STAR LANDING SIGNALS ARE NOT USED BY THE UK COASTGUARD

Surface to air visual signals.
Communication from surface craft or survivors to an aircraft.

Use the following surface-to-air visual symbols by displaying the appropriate symbol on the deck or on the ground

Message	ICAO visual symbol	
- Require assistance	V	
- Require medical assistance	X	
- No or negative	N	
- Yes or affirmative	Y	
- Proceeding in this direction		

Reply from an aircraft observing the above signals from a surface craft or survivors SIGNIFICATION

Drop a message or	Rock the Wings (during the daylight) or	Flash the landing lights or navigation lights on and off twice (during hours of darkness) or	Flash Morse code signal 'T' or 'R' by light or	Use any other suitable signal	Message understood
					
					Message not understood (repeat)

Ref: V5213

BALSAMAR SERVICES 2000 S.L.

FRANCESC LAYRET 28, 08302 MATARÓ www.balsamar.com comercial@balsamar.com Teléfono: 937.586.078